

2

Section 1 Alphabet (アルファベットの練習)

Complete the maze from A to Z. (下のA~Zまで進んでみよう)

start

goal

3

Complete the maze from a to z. (下のa~zまで進んでみよう)

start

goal

6

Match the lowercase letters to the uppercase letters. (小文字に合う大文字を線で結ぼう)

7

Match the lowercase letters to the uppercase letters. (小文字に合う大文字を線で結ぼう)

8

Match the lowercase letters to the uppercase letters. (小文字に合う大文字を線で結ぼう)

9

Match the uppercase letters to the lowercase letters. (大文字に合う小文字を線で結ぼう)

12

Circle the vowels below. (お母さん文字(母音)を見つけて全部○をつけよう)

P H E X K  
G A I O T  
S U F Q Z

5つ  
みつけれましたか?

13

Circle the vowels below. (お母さん文字(母音)を見つけて全部○をつけよう)

Y D O N S B X  
T Q V E P C M  
I L K U Z F A

5つ  
みつけれましたか?

14

Circle the vowels below. (お母さん文字(母音)を見つけて全部○をつけよう)

p h e x k  
g a i m t  
s u f o z

5つ  
みつけれましたか?

15

Circle the vowels below. (お母さん文字(母音)を見つけて全部○をつけよう)

y d o n s b x  
t q v e p c m  
i l k u z f a

5つ  
みつけれましたか?

16

Circle the vowels below. (お母さん文字(母音)を見つけて全部○をつけよう)

a e i i o u

map pen fox  
hat key rocket  
juice rocket

全部で10にありましたか?

17

Circle the vowels below. (お母さん文字(母音)を見つけて全部○をつけよう)

a e i i o u

tomato nurse  
fire penguin

全部で10にありましたか?

18

Write the first letter of the word. (言葉の最初の文字を書いてみよう)

ヒント!  
a/e/i/o/u  
のどれかが入るよ!

 \_egg       \_oven

 \_umbrella

 \_apple       \_iguana



19

Write the first letter of the word. (言葉の最初の文字を書いてみよう)

ヒント!  
a/e/i/o/u  
のどれかが入るよ!

 \_alligator       \_octopus

 \_ice cream

 \_eight       \_uniform

20

Section 3 Basic Sentences (英語で文を作ろう!)

Write the missing letter for each sentence.  
小文字を1字入れて文を完成させよう

ヒント!  
i/e/a/c  
のどれかが入るよ!

①  It is an \_ant.

②  It is a \_cat.

③  It is a \_lemon.

④  It is an \_egg.

21

Write the missing letter for each sentence.  
小文字を1字入れて文を完成させよう

ヒント!  
o/s/f/m  
のどれかが入るよ!

①  It is a \_frog.

②  It is a \_mouse.

③  It is a \_strawberry.

④  It is an \_octopus.

22

Write the missing letter for each sentence.  
小文字を1字入れて文を完成させよう

ヒント!  
b/y/t/k  
のどれかが入るよ!

①  It is a \_ball.

②  It is a \_key.

③  It is a \_yo-yo.

④  It is a \_tree.


23

Write the missing letter for each sentence.  
小文字を1字入れて文を完成させよう

ヒント!  
z/q/c/u  
のどれかが入るよ!

①  It is a \_cow.

②  It is a \_zebra.

③  It is a \_queen.

④  It is an \_umbrella.

24

Write the missing letter for each sentence.  
小文字を1字入れて文を完成させよう

ヒント!  
n/w/d/p/r  
のどれかが入るよ!

①  It is a \_pig.

②  It is a \_rabbit.

③  It is a \_net.

④  It is a \_dog.

⑤  It is a \_watch.


25

Write the missing letter for each sentence.  
小文字を1字入れて文を完成させよう

ヒント!  
g/h/i/y/x  
のどれかが入るよ!

①  It is a \_gorilla.

②  It is an \_ice cream.

③  It is a \_violin.

④  It is a \_hat.

⑤  It is a boX\_.

27

Write the missing letter for each conversation. (小文字を1字入れて文を完成させよう)

① What is it?  It is a \_tomato.

② What is it?  It is an \_egg.

③ What is it?  It is a \_pumpkin.

④ What is it?  It is an \_onion.

30

Circle "a" or "an". (aかanを選んで○をつけよう)

ヒント!  
いちばん最初の文字を  
よく見て!

①  It is (a/an) car.

②  It is (a/an) elephant.

③  It is (a/an) window.

④  It is (a/an) penguin.


⑤  It is (a/an) orange.

31

Circle "a" or "an". (aかanを選んで○をつけよう)

ヒント!  
いちばん最初の文字を  
よく見て!

①  It is (a/an) train.

②  It is (a/an) iron.

③  It is (a/an) book.

④  It is (a/an) kangaroo.

⑤  It is (a/an) uniform.

32

Write "a" and "an". (aかanを書いてみよう)

\_\_\_\_\_

Write "a" or "an". (aかanを書いてみよう)

①  It is \_an\_ apron.

②  It is \_a\_ turtle.

③  It is \_a\_ pumpkin.

④  It is \_an\_ umbrella.

33

Write "a" or "an". (a/an)を書いてみよう

- ① It is a snake.
- ② It is an igloo.
- ③ It is an eggplant.
- ④ It is a horse.
- ⑤ It is an onion.



-33-

34

Write "a" or "an" and read the sentences. (a/an)を書いて文を読んでみよう

- 【例】 It is a panda.
- ① It is an alligator.
- ② It is a lion.
- ④ It is an elephant.
- ③ It is a gorilla.



-34-

35

Write "a" or "an" and read the sentences. (a/an)を書いて文を読んでみよう

- ⑤ It is an iguana.
- ⑥ It is an owl.
- ⑦ It is a rabbit.
- ⑧ It is a fox.
- ⑨ It is a koala.



-35-

36

Write "a" or "an" and read the sentences. (a/an)を書いて文を読んでみよう

- 【例】 It is a jellyfish.
- ① It is a dolphin.
- ② It is an octopus.
- ④ It is a crab.
- ③ It is a penguin.



-36-

37

Write "a" or "an" and read the sentences. (a/an)を書いて文を読んでみよう

- ⑤ It is an eel.
- ⑥ It is a starfish.
- ⑦ It is a ray.
- ⑧ It is a turtle.
- ⑨ It is an orca.



-37-

38

Write "a" or "an" and read the sentences. (a/an)を書いて文を読んでみよう

- 【例】 It is a boat.
- ① It is a bus.
- ② It is a train.
- ④ It is a helicopter.
- ③ It is an ambulance.



-38-

39

Write "a" or "an" and read the sentences. (a/an)を書いて文を読んでみよう

- ① It is a peach.
- ② It is an apple.
- ③ It is a kiwi.
- ⑤ It is a watermelon.
- ④ It is an orange.



-39-

41

What is the missing word/letter? Fill in the blanks. ( \_\_\_ に当てはまる文字は何か?)

- ⇒ It is a hat. (それは1つのぼうしです)
- ⇒ They are hats. (それはいくつかのぼうしです)
- ⇒ It is a violin. (それは1つのヴァイオリンです)
- ⇒ They are violins. (それはいくつかのヴァイオリンです)



-41-

42

Match the pictures to the correct sentences. (絵に合った文を選んで線をつけて)

- ① — It is an umbrella. — They are umbrellas.
- ② — It is an orange. — They are oranges.
- ③ — It is an elephant. — They are elephants.

-42-

43

Match the pictures to the correct sentences. (絵に合った文を選んで線をつけて)

- ④ — It is an owl. — They are owls.
- ⑤ — It is a tree. — They are trees.
- ⑥ — It is a pencil. — They are pencils.



-43-

44

Match the sentences to the correct pictures. (文に合った絵を選んで線をつけて)

- ① They are kites. —
- ② It is a horse. —
- ③ It is a whale. —
- ④ They are flowers. —
- ⑤ It is an igloo. —



-44-

45

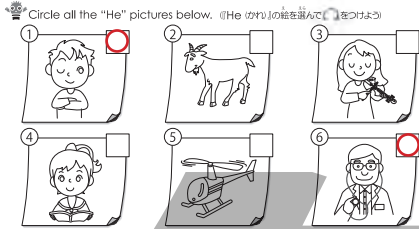
Match the sentences to the correct pictures. (文に合った絵を選んで線をつけて)

- ① They are lions. —
- ② They are eggs. —
- ③ It is an ant. —
- ④ They are dogs. —
- ⑤ It is a star. —



-45-

48



Trace the words and read the sentences. Then write the number of the correct pictures. (点線をなぞってから文を読んでみよう。文に合う絵を選びその番号を書こう)

① He is a boy. ( 1 ) 番の絵  
 ② He is a doctor. ( 1 ) 番の絵

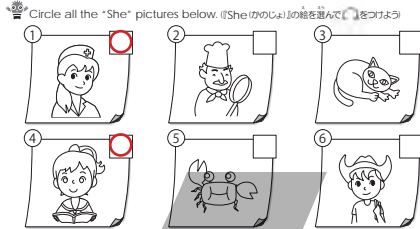
49



Trace the words and read the sentences. Then write the number of the correct pictures. (点線をなぞってから文を読んでみよう。文に合う絵を選びその番号を書こう)

① He is a teacher. ( 1 ) 番の絵  
 ② He is a police officer. ( 1 ) 番の絵  
 ③ He is a pilot. ( 1 ) 番の絵


50



Trace the words and read the sentences. Then write the number of the correct pictures. (点線をなぞってから文を読んでみよう。文に合う絵を選びその番号を書こう)

① She is a student. ( 1 ) 番の絵  
 ② She is a nurse. ( 1 ) 番の絵


51



Trace the words and read the sentences. Then write the number of the correct pictures. (点線をなぞってから文を読んでみよう。文に合う絵を選びその番号を書こう)

① She is a dancer. ( 1 ) 番の絵  
 ② She is a queen. ( 1 ) 番の絵  
 ③ She is a farmer. ( 1 ) 番の絵


52



Trace the words and read the sentences. Then write the number of the correct pictures. (点線をなぞってから文を読んでみよう。文に合う絵を選びその番号を書こう)

① It is a horse. ( 1 ) 番の絵  
 ② It is a tree. ( 1 ) 番の絵


53



Trace the words and read the sentences. Then write the number of the correct pictures. (点線をなぞってから文を読んでみよう。文に合う絵を選びその番号を書こう)

① It is an apple. ( 1 ) 番の絵  
 ② It is a chair. ( 1 ) 番の絵  
 ③ It is a cat. ( 1 ) 番の絵

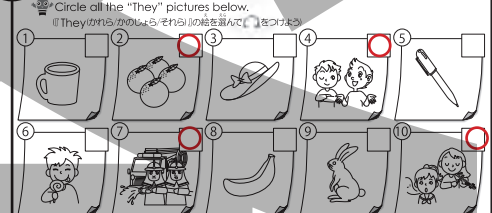
54



Trace the words and read the sentences. Then write the number of the correct pictures. (点線をなぞってから文を読んでみよう。文に合う絵を選びその番号を書こう)

① They are girls. ( 1 ) 番の絵  
 ② They are dogs. ( 1 ) 番の絵

55



Trace the words and read the sentences. Then write the number of the correct pictures. (点線をなぞってから文を読んでみよう。文に合う絵を選びその番号を書こう)

① They are boys. ( 1 ) 番の絵  
 ② They are firefighters. ( 1 ) 番の絵  
 ③ They are oranges. ( 1 ) 番の絵

56

Match the sentences to the correct pictures. (文に合った絵を選んで線で結ぼう)

① He is a boy.

② They are pandas.

③ She is a grandmother.

④ It is an umbrella.

⑤ They are pencils.

57

Match the sentences to the correct pictures. (文に合った絵を選んで線で結ぼう)

① She is a queen.

② It is a watch.

③ They are pigs.

④ He is a king.

⑤ They are girls.

58

Write the correct word to complete each sentence. (各の枠の中から言葉を選んで書き文を完成しよう)

① She is a student.

② It is an umbrella.

③ They are pandas.

④ He is a dentist.

⑤ They are boys.

He  
She  
It  
They

59

Write the correct word to complete each sentence. (各の枠の中から言葉を選んで書き文を完成しよう)

① They are pencils.

② They are grapes.

③ It is a horse.

④ He is a firefighter.

⑤ She is a nurse.

He  
She  
It  
They



60

**Say it!** Write the missing word to complete each sentence.  
(「He」「She」「It」「They」を使って書いてみよう)

1 【例】 He is a teacher.

2 She is a student.

3 They are pencils.

4 It is an apple.

5 He is a boy.

check

61

**Say it!** Let's practice using "He" "She" "It" "They".  
(「He」「She」「It」「They」を使って書いてみよう)

1 They are pandas.

2 It is a cat.

3 It is a tree.

4 She is Lisa.

5 He is Tom.

My name is Tom!

My name is Lisa!

check

62

**Section 7 Basic Prepositions** 『ばしょ』をあらわすことば!

**Write the correct Japanese on the lines.**  
(「うきぎはどこにいる? 日本語の線のところからうきぎのいる「ばしょ」を書いてみよう)

It is on the hat.  
 うきぎはどこにいる? ⇒ ぼうしの うえ にあります。

It is in the hat.  
 うきぎはどこにいる? ⇒ ぼうしの なか にあります。

It is under the hat.  
 うきぎはどこにいる? ⇒ ぼうしの した にあります。

on → 上 / in → 中 / under → 下 ということ。

64

**Where's the ball? Read the sentences and draw a ball in each picture.**  
(絵を見て「ボールはどこにあるか?」を聞いて「ボール」を絵の真ん中に書いてみよう)

1 A ball is under the table. ⇒

2 A ball is on the bed. ⇒

3 A ball is in the basket. ⇒

65

**Where's the apple? Read the sentences and draw an apple in the pictures.**  
(絵を見て「りんごはどこにあるか?」を聞いて「りんご」を絵の真ん中に書いてみよう)

1 An apple is on the table. ⇒

2 An apple is in the basket. ⇒

3 An apple is under the tree. ⇒

66

**Where are they? Look at the pictures and circle the best word.**  
(「りんご」や「動物」はどこにいるか? 絵を見て一番合う言葉を選び、○をつけて)

1 They are under the tree.

2 It is in the cage.

3 They are in the basket.

67

**Where are they? Look at the pictures and circle the best word.**  
(「りんご」や「動物」はどこにいるか? 絵を見て一番合う言葉を選び、○をつけて)

1 It is on the hat.

2 They are on the plate.

3 It is under the chair.

68

**Look at the pictures. Choose the best word for each picture from the box and write it on the line. Then read the sentences.**  
(絵を見て、それがどこにあるか? から選び線の真ん中に書いてみよう! それから英文を読んでみよう!)

Where is it? (それはどこにあるの?)

on in under

1 It is in the box.

2 It is under the bed.

3 It is on the table.

69

**Look at the pictures. Choose the best word for each picture from the box and write it on the line. Then read the sentences.**  
(絵を見て、それがどこにあるか? から選び線の真ん中に書いてみよう! それから英文を読んでみよう!)

Where are they? (それらはどこにあるの?)

on in under

1 They are under the slide.

2 They are on the bed.

3 They are in the box.

70

**Look at the pictures. Choose the best word for each picture from the box and write it on the line. Then read the sentences.**  
(絵を見て、それがどこにあるか? から選び線の真ん中に書いてみよう! それから英文を読んでみよう!)

Where is it? (それはどこにあるの?)

on in under

1 It is in the box.

2 They are under the bed.

3 It is on the table.

71

**Look at the pictures. Choose the best word for each picture from the box and write it on the line. Then read the sentences.**  
(絵を見て、それがどこにあるか? から選び線の真ん中に書いてみよう! それから英文を読んでみよう!)

Where are they? (それらはどこにあるの?)

on in under

1 They are under the slide.

2 It is on the table.

3 They are in the bowl.

72

**Let's practice using "on" "in" "under".**  
(「on」「in」「under」を使って書いてみよう)

1 It is in the box.

2 It is on the jungle gym.

3 It is in the tree.

4 They are under the slide.

check

73

Section 8 Basic Adjectives (人や物の“ようす”を表すことば)

The words in the  are adjectives. Write the adjectives in Japanese.  
 のある英語は人や物の“ようす”を表すことばだよ。どんな“ようす”なのか  の中に日本語で書いてみよう!



It is **big**.

それ(うさぎ)は **おおきい** です。



It is **small**.

それ(うさぎ)は **ちいさい** です。



It is **long**.

それ(じょうぎ)は **ながい** です。



It is **short**.

それ(じょうぎ)は **みじかい** です。

74

The words in the  are adjectives. Write the adjectives in Japanese.

のある英語は人や物の“ようす”を表すことばだよ。どんな“ようす”なのか  の中に日本語で書いてみよう!

I'm **hot**.



わたしは **あつい** いです。

I'm **cold**.



ぼくは **さむい** いです。

I'm **hungry**.



ぼくは **おなか**が **すいた**。

I'm **full**.



わたしは **おなか**が **ゆる**か。

75

Circle the best adjective for each picture.  
 絵を見てみよう! 絵の“ようす”に当てはまる方に  をつけよう!

① They are (**hot** / cold).

② They are (**full** / hungry).

③ They are (**big** / small).

④ They are (**long** / short).

76

Circle the best adjective for each picture.  
 絵を見てみよう! 絵の“ようす”に当てはまる方に  をつけよう!

① It is (**big** / small).

② It is (**long** / short).

③ He is (**hot** / cold).

④ She is (**full** / hungry).

77

Say it! Match the sentences to the correct pictures.  
 次の英文の最相のことばをなぞって、あてはまる絵を選んで線をひこう!

① It is **big**.

② He is **hungry**.

③ They are **short**.

④ It is **small**.

⑤ She is **full**.



78

Say it! Match the sentences to the correct pictures.  
 次の英文の最相のことばをなぞって、あてはまる絵を選んで線をひこう!

① It is **long**.

② They are **big**.

③ She is **hot**.

④ They are **small**.

⑤ He is **cold**.



79

Say it! Which adjective is it? Let's practice speaking.  
 どんなようすなのかな? 書いてみよう!

① 【例】 He is **cold**.

② She is **hot**.

④ She is **full**.

⑤ It is **big**.

③ He is **hungry**.

81

Trace the verbs below. Then match them to the correct pictures.  
 次の英文の最相のことばをなぞって、あてはまる絵と線をひこう!

① I **open** the box.

② I **close** the curtains.

③ I **sit** down.

④ I **stand** up.



83

Trace the verbs below. Then match them to the correct pictures.  
 次の英文の最相のことばをなぞって、あてはまる絵と線をひこう!

① I **go** to school.

② I **swim** to school.

③ I **run** to school.

④ I **walk** to school.



85

Trace the verbs below. Then match them to the correct pictures.  
 次の英文の最相のことばをなぞって、あてはまる絵と線をひこう!

① I **pull** the dog.

② I **push** the button.

③ I **catch** a ball.

④ I **throw** a ball.



87

Trace the verbs below. Then match them to the correct pictures.  
 次の英文の最相のことばをなぞって、あてはまる絵と線をひこう!

① I **cut** the paper.

② I **eat** lunch.

③ I **sing** in the room.

④ I **cook** lunch.

⑤ I **drink** water.

⑥ I **sleep** in the room.



88

Say it! Look at the sentences. Write the number of the verb for each picture on the lines.  
 次の英文の  に合うことばを  から選んで番号を入れ、完成した文を読んでみよう!

(1) push ① I 1 the button.

(2) sleep ② I 3 water.





(3) drink ③ I 2 in the room.

(4) throw ④ I 4 a ball.



**Say it!** Look at the sentences. Write the number of the verb for each picture on the lines.





(次の英文の \_\_\_\_\_ に合うことばを \_\_\_\_\_ から選んで番号を入れ、完成した文を読んでみよう!)

- (1) run ①  I 3 the paper.
- (2) go ②  I 1 in the park.
- (3) cut ③  I 4 lunch.
- (4) eat ④  I 2 to school. check

-sp-

**Say it!** Look at the sentences. Write the number of the verb for each picture on the lines.

(次の英文の \_\_\_\_\_ に合うことばを \_\_\_\_\_ から選んで番号を入れ、完成した文を読んでみよう!)

- (1) sit ①  I 2 the dog.
- (2) pull ②  I 1 down.
- (3) close ③  I 4 a ball.
- (4) catch ④  I 3 the curtains. check

-sp-

解答